



www.VINCEHAGAN.com

OUR INNOVATIONS	4
OUR COMPANY	5
MOBILE BATCH PLANTS	7
MIXERS	25
ALPHA BATCH PLANTS	31
SILOS	34
CONVEYORS	35
DUST COLLECTION	36
RECLAIMERS/SLUMP CHECK	37
SMART PLANTS	38
PLC CONTROL SYSTEMS	39
TURBO-FLO ARMOR™	40
HAGAN 360 INSTALLATION	42
EQUIPMENT SUPPORT	43





INDUSTRY LEADING SERVICE & SUPPORT

One link for responsive service, warranty, engineering, sales, and support needs.

EN ESPAÑOL

Download this brochure in Spanish

Descargar este folleto en español

CONTACT US

330 Clay Rd, Building 530,
Sunnyvale, TX 75182

(214) 550-8002

(800) 354-3238

A LEGACY OF INNOVATION

VINCE HAGAN INVENTED THE MOBILE BATCH PLANT

In 1956, Mr. Vince Hagan, founder of The Vince Hagan Company, started with an original idea: he would design, build, and patent the very first fully mobile concrete batch plant. Over the years, his “Haganator,” a heavy-duty truss design, became an industry icon. Today, it includes in-truss dust collection, the largest aggregate capacity, and many operator-friendly upgrades.



In 1982, Mr. Vince Hagan innovated again, patenting and manufacturing the world’s first Horizontal Shaft Mixer. With a 30 second mix time and a 450 yards per hour capacity, it gives you the ability to have the fewest loads of freight, a quick setup and dismantle time, and the consistent quality produced with the compulsory mixing action of the Vince Hagan Horizontal Shaft Spiral Blade Mixer. Plus, you can now get the Horizontal Shaft Mixer with an industry-leading RCC upgrade. This product is in a league of its own.

Responding to today’s increasingly connected world, we integrate our plants to use the latest technology. Through an array of sensors on key components of the plant, the SmartVH™ system enables your team to monitor your plant from a mobile device. This ensures maintenance stays on schedule while alerts prevent costly downtime. Innovation sets Vince Hagan apart as the industry leader.



OUR COMPANY

The Vince Hagan Company is the nation's leading producer of concrete batching plants and equipment. Through decades of patented equipment, innovative technology, industry education, and world-class service, Vince Hagan has set industry standards and a high bar for other batch plant producers. Furthermore, as charter members of the Concrete Plant Manufacturers Bureau (CPMB), the Plant Mixer Manufacturers Division (PMMD), and the Air Quality Manufacturers Division (AQMD), the Vince Hagan Company continues to be at the forefront of industry education and leadership. We are committed to making batching equipment more productive, environmentally friendly, and technologically advanced.

COMMITMENT TO EXCELLENCE

The Vince Hagan Company is dedicated to designing, customizing, manufacturing, and servicing the highest-quality concrete batching equipment. Our expert consultants will work with you to understand your site requirements and production needs. We stand behind our three generations of leadership in innovative batch plant engineering with a passionate team that continues to push the industry forward. Our commitment to customer service and plant-maintenance technology sets The Vince Hagan Company apart from the rest. Our service teams have decades of experience with full plant installations, operational and maintenance training, on-site troubleshooting of equipment, and plant performance optimization. We don't just sell you the plant, we support you for years to come.







**ONE LOAD
TRANSPORT**



**8 HOUR
SET UP**



**IN-TRUSS DUST
CONTROL**



**EASE OF
MAINTENANCE**



**UNIVERSAL
CONFIGURATION**



**SMART
PLANT**



**ONSITE
START-UP**



**NONPROPRIETARY
PARTS**

MOBILE BATCH PLANTS

Since first patenting the design in 1956, The Vince Hagan company has sold over 2,000 mobile batch plants. The patented, heavy-duty steel truss design means the plant can travel as a single load of freight, including dust collection. They stand the tests of time, weather, and high production. Plus, our exclusive smart plant technology is pushing our plants to the forefront of the industry with an app that monitors sensors on vital plant components and can predict possible downtime. It also manages weekly/monthly maintenance schedules.

Some other standout features of our mobile series plants are: fully erected and operational in 8 hours; all components are in the truss, universal configuration of auxiliary silos and conveyors to fit in any site, with the entire plant pre-wired and plumbed for air and water. After manufacturing is complete, each plant is factory tested which helps enable a trouble-free start-up and operation. Whether you want the highest production, the most aggregate storage capacity, or a plant that can grow with your business, The Vince Hagan Company is the solution for you.

RETURN ON INVESTMENT

Vince Hagan plants are legendary for value because of proven dependability, high production, design simplicity, and longevity. When it comes to making this significant investment, you can rest assured that the center of your production relies on equipment built to last decades. Go factory direct, and cut out the middleman. We help you maximize your profits instead of paying for corporate overhead and shareholder dividends.

- **HT SERIES**
- **HS SERIES**
- **SHT SERIES**
- **LP-MP PLANT**

**DESIGNED TO MEET OR EXCEED
INDUSTRY STANDARDS**







1

IN-TRUSS CEMENT SILO

400-500 BBL cement storage, largest in the industry (4 FT³ per BBL). In-truss frame design includes fill pipe, pressure relief valve, piped aeration system, manhole, and dual discharge with emergency slide gates. Optional split silo available.



2

PLC-BASED DUST COLLECTION & AUTO RECLAIM


This high efficiency system travels with the plant. It eliminates the need for a stand alone unit, and reduces freight requirements. The silo top dust collector becomes a choice along with an optional auto-recycle system.



3

OVERHEAD AGGREGATE STORAGE SECTION

45-100 ton capacity and hinged bin walls for transportation. Dual heavy-duty discharge gates for each compartment. Vince Hagan offers the largest aggregate bin that travels with the plant.



4

ELECTRICAL CONTROLS

All plants are wired and ready to accommodate automation/batch control systems. Electric solenoids have manual override capabilities. Factory wired using EMT conduit, NEMA main disconnect panel with motor starters and circuit breakers. Foreign voltage requirements available upon request.



5

GREASELESS BRONZE BUSHINGS

Ultra-low friction bushings eliminate greasing requirements for all gates.



6

WORK PLATFORMS & WALKWAYS

Safety without compromising portability. Include this option for easy accessibility and maintenance. Folds up and travels with the plant. All platforms and walkways can be painted in any of our safety colors.



7

RETRACTABLE SELF ERECT

Protects the hydraulic cylinders from the caustic environment by retracting back into the cylinder housing following plant erection.




8

QUICK CONNECT

With quick connect plugs, you can quickly and easily connect multiple pieces of auxiliary equipment to a single electrical source.



WEIGHED WATER BATCHER



BOLT ON RISER & PLANT BASE CLEANOUT



EXTRA DUCTING CLEANOUTS



PROXIMITY SWITCHES ON HEAVY-DUTY GATES



TWIN 10" OR 12" SCREW FEEDERS



ENCLOSED AIR BANK



HEAVY-DUTY AIR SUPPLY



SMART LUBE SYSTEM

HT SERIES

The icon of the Vince Hagan brand, the patented HT Series mobile batch plant sets the industry standard. No other plant design is as time-efficient and cost-effective as the HT Series. The heavy-duty steel truss design includes a host of options such as in-truss dust collector, weighed water system, safety walkways, and more. This means that everything you need travels as one load, saving you time and costs on transport. Our customers have had their plant erect and operational in 8 hours.

The flexibility of our HT Series mobile plants is unparalleled. It's the only portable batch plant on the market that accommodates most paving mixers, incorporates up to 1200 BBL cementitious storage (with dual, optional HCA silos), and is easily maintained with notifications via the SmartVH™ app and non-proprietary parts. Buy a mobile batch plant from the company that invented it!

KEY SPECS

- **PRODUCTION RATE: 120-200 YD³ PER HOUR***
- **NO FOUNDATIONS NEEDED**
- **65-100 TON AGGREGATE BIN - 3 OR 4 COMPARTMENT**
- **UP TO 1200 BBL TOTAL CEMENT STORAGE AVAILABLE WITH OPTIONAL HCA SILOS**
- **RETRACTABLE SELF ERECT SYSTEM AVAILABLE
NO CRANES NEEDED**
- **PLANT MOUNTED JET-PULSE DUST COLLECTION SYSTEM WITH
AUTO-DUST RECLAIM SYSTEM**
- **MULTI-FLIGHT CEMENT SCREW FEEDERS UP TO 12"**
- **3-PLY VULCANIZED CONVEYOR BELT
(BELT SPEED 380 FT./MIN. UP TO 650 FT./MIN.)**
- **12 YARD AGGREGATE BATCHER & 12 YARD CEMENT BATCHER**
- **WEIGHED WATER BATCHER**

HT SERIES PAIRED WITH SIDE POSITIONED HCA SILO & MOBILE RADIAL CONVEYOR



HT SERIES PAIRED WITH SIDE POSITIONED HCA SILO



HT SERIES PAIRED WITH SIDE POSITIONED HCA SILO & MOBILE RADIAL CONVEYOR



HT SERIES PAIRED WITH SIDE POSITIONED HCA SILO



HT SERIES PAIRED WITH SIDE POSITIONED HCA SILO & MOBILE RADIAL CONVEYOR



ENCLOSED HT SERIES PAIRED WITH OVERHEAD SILO



HT **HIGH-PERFORMANCE SERIES**

180-200 YD³ PER HOUR*

As the top of the line in the series, the HT High-Performance Series combines speed, storage, versatility, and technology into a machine capable of meeting the demands of any ready mix job. For producers looking to maximize production with total mobility and layout flexibility, the HT High-Performance is for you.

This series standard features include up to 80 ton - 4 compartment aggregate bin, up to 1200 BBL cementitious storage (with dual, optional HCA silos), 12" screw feeders, powerful air compressor, and 36" conveyor belt. For greater production speed, this series includes the new Turbo-Flo Armor™ liners in the aggregate batcher and 2' risers for optimal truck loading speed. With the combination of these components, the HT High-Performance Series is capable of meeting any output demands for high-quality concrete.

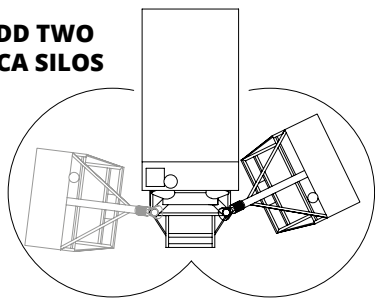
KEY SPECS

- **RETRACTABLE SELF ERECT SYSTEM AVAILABLE
NO CRANES NEEDED**
- **SMARTVH™ PLANT MONITORING SYSTEM AVAILABLE**
- **80 TON - 4 COMPARTMENT AGGREGATE BIN**
- **UP TO 1200 BBL TOTAL CEMENT STORAGE AVAILABLE WITH
OPTIONAL HCA SILOS**
- **PLANT MOUNTED JET-PULSE DUST COLLECTION SYSTEM WITH
AUTO-DUST RECLAIM SYSTEM**
- **MULTI-FLIGHT CEMENT SCREW FEEDERS UP TO 12"**
- **36" 30HP 3-PLY VULCANIZED CONVEYOR BELT
(BELT SPEED 380 FT./MIN. UP TO 650 FT./MIN.)**
- **20HP 120 GALLON AIR COMPRESSOR WITH
5HP AERATION BLOWER**
- **3" TURBO WATER METER WITH 450 GALLON
WATER HOLDING TANK**

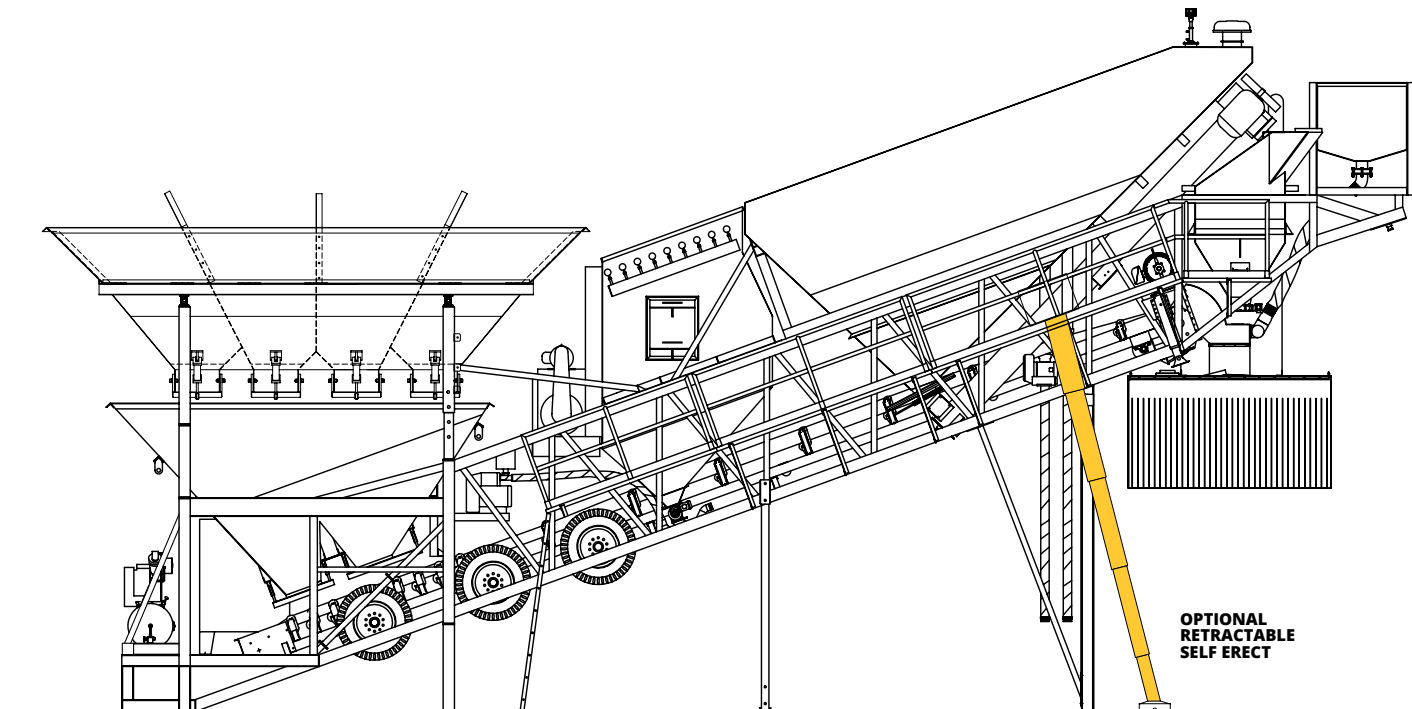
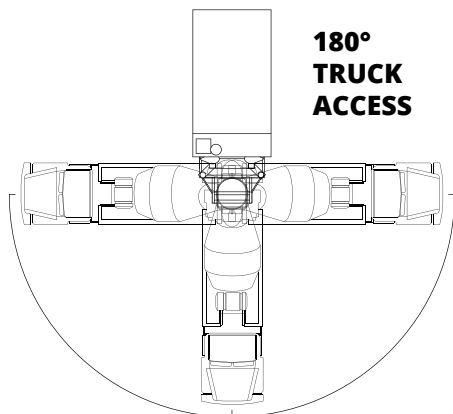


**TURBO-FLO
ARMOR**

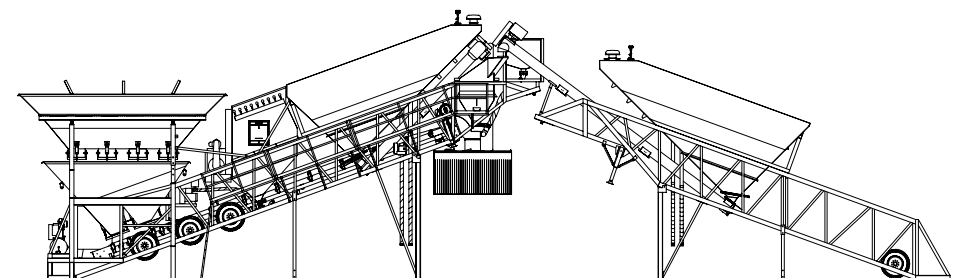
**ADD TWO
HCA SILOS**



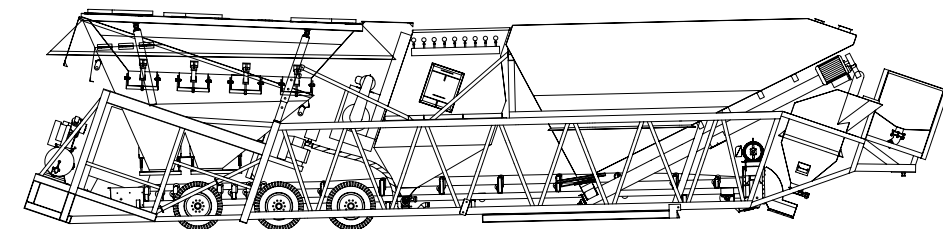
**180°
TRUCK
ACCESS**



OPERATING POSITION



OPERATING POSITION + HCA SILO



TRAVEL POSITION

INDUSTRY FIRST

RETRACTABLE SELF ERECT

An optional upgrade, the hydraulic self erect package can be added to the mobile plant, auxiliary silo, conveyor, and horizontal shaft mixer. Our design allows cylinders to retract, protecting them from the caustic environment and costly maintenance.



HT **PERFORMANCE SERIES**

120-200 YD³ PER HOUR*

Stepping up to the HT Performance Series, producers recognize this mobile plant as the industry standard in ready mix concrete production. With an up to 80-ton aggregate bin, optional weighed water system, powerful air compressor, and 36" conveyor belt, the HT Performance Series is perfect for a wide range of producers needing to meet the demands of the market.

For producers in a hurry, the HT Performance Series has an optional retractable self erect system available. The cylinders retract into themselves, protecting them from the caustic environment. The self erect system eliminates the need for costly and time-consuming cranes. Customers have had their plant erected and operational in 8 hours.

KEY SPECS

- **RETRACTABLE SELF ERECT SYSTEM AVAILABLE
NO CRANES NEEDED**
- **NO FOUNDATIONS NEEDED**
- **SMARTVH™ PLANT MONITORING SYSTEM AVAILABLE**
- **65-80 TON - 4 COMPARTMENT AGGREGATE BIN**
- **UP TO 1200 BBL TOTAL CEMENT STORAGE AVAILABLE WITH
OPTIONAL HCA SILOS**
- **PLANT MOUNTED JET-PULSE DUST COLLECTION SYSTEM WITH
AUTO-DUST RECLAIM SYSTEM**
- **MULTI-FLIGHT CEMENT SCREW FEEDERS UP TO 12"**
- **36" 30HP 3-PLY CONVEYOR BELT
(BELT SPEED 380 FT./MIN. UP TO 650 FT./MIN.)**
- **15HP 120 GALLON AIR COMPRESSOR WITH
5HP AERATION BLOWER**
- **OPTIONAL WEIGHED WATER SYSTEM**



HT **ESSENTIAL SERIES**

120-150 YD³ PER HOUR*

The HT Essential Series mobile batch plant is designed to maximize production and minimize initial costs. Whether just starting out in concrete production or looking to grow market share, the HT Essential Series is stacked with features any producer needs to deliver high-quality concrete.

It comes equipped with an in-truss, PLC-based dust control system, a 65-ton aggregate bin, 400 BBL in-truss cementitious storage, and much more. With no foundations needed and universal configuration of additional storage silos and aggregate conveyors, the versatility and value of the HT Essential Series is unmatched in the industry.

KEY SPECS

- **NO FOUNDATIONS NEEDED**
- **SMARTVH™ PLANT MONITORING SYSTEM AVAILABLE**
- **65 TON - 4 COMPARTMENT AGGREGATE BIN**
- **UP TO 1200 BBL TOTAL CEMENT STORAGE AVAILABLE WITH OPTIONAL HCA SILOS**
- **PLANT MOUNTED JET-PULSE DUST COLLECTION SYSTEM WITH AUTO-DUST RECLAIM SYSTEM**
- **MULTI-FLIGHT CEMENT SCREW FEEDERS UP TO 10"**
- **30" 30HP 3-PLY CONVEYOR BELT (BELT SPEED 380 FT./MIN. UP TO 650 FT./MIN.)**
- **12 YARD AGGREGATE BATCHER**
- **12 YARD CEMENT BATCHER**



HT **TM-14 SMART TILT MIXER**

250-400 YD³ PER HOUR*

The HT Series and TM-14 Smart Tilt Mixer combines technology, flexibility, and capacity to handle large volume ready mix or paving projects. Featuring a 14 yard capacity, the mixer can produce true 12 yard loads of low or high slump concrete without spillage. With a forged ring gear, heavy-duty drum rollers, and independent lube systems, this mixer is built to withstand the rigors of high production. A stout support structure offers a 12' 9" discharge height (no dig out needed) for charging ready mix or dump trucks.

An industry first PLC-based control system enables remote access and automates many of the mixer's systems and functionality. An array of sensors located on the mixer monitor for potential production interruption along with providing valuable data. These and other smart features enable remote monitoring to ensure proper maintenance is done to lengthen the life of your investment.

HT SERIES KEY SPECS

- UP TO 1200 BBL TOTAL CEMENT STORAGE AVAILABLE WITH OPTIONAL HCA SILOS
- 48" 60HP 3-PLY VULCANIZED CONVEYOR BELT (BELT SPEED 650 FT./MIN.)
- OPTIONAL WEIGHED WATER SYSTEM
- TURBO-FLO ARMOR™ AGGREGATE BATCHER LINERS
- 20HP 120 GALLON AIR COMPRESSOR WITH 5HP AERATION BLOWER

TM-14 MIXER ADVANTAGE

- 14 YD³ CAPACITY FOR TRUE 12 YD³ MIX OF HIGH SLUMP CONCRETE WITHOUT SPILLAGE
- PLC-BASED CONTROLS IDENTIFY FAULTS VIA FLASH CODE
- ONBOARD STABILIZATION COMPONENTS FOR BETTER CONTROL
- 2 AUTOMATIC, INDEPENDENT LUBE SYSTEMS
- DUAL 75 HP MOTORS WITH SOFT STARTERS

**TURBO-FLO
ARMOR**



HT **HM-10 HORIZONTAL SHAFT MIXER**

250-400 YD³ PER HOUR*

When the HT Series is paired with the patented 10 YD³ Horizontal Shaft Mixer, you have a mobile central mix plant that brings the portability of a dry batch operation with the production, versatility, and quality control of a central mix production. The HM-10 can handle anything from paving and RCC to traditional ready mix concrete, and with a 30-second mix and quick cycle time, it can produce 400 YD³ per hour for fast paced projects.

Built for those fast, tough jobs, the HM-10 is mounted on a rugged frame making it highly mobile with a low profile. The Ni-Hard steel blades, tungsten carbide hardened shaft, and replaceable AR 400 liners are ultra-durable and provide for a consistent mix. Many customers have gotten decades of use from this mixer with proper maintenance. The most versatile plant combined with the most versatile mixer makes for the most profitable central mix production.

HT SERIES KEY SPECS

- **HYDRAULIC SELF ERECT SYSTEM AVAILABLE
NO CRANES NEEDED**
- **UP TO 1200 BBL TOTAL CEMENT STORAGE AVAILABLE WITH
OPTIONAL HCA SILOS**
- **48" 60HP 3-PLY VULCANIZED CONVEYOR BELT
(BELT SPEED 650 FT./MIN.)**
- **OPTIONAL WEIGHED WATER SYSTEM**

HM-10 MIXER ADVANTAGE

- **HYDRAULIC SELF ERECT AVAILABLE**
- **30 SECOND MIX TIME**
- **LONG LASTING CAST NI-HARD STEEL BLADES**
- **400 BRINELL HARDNESS AR STEEL LINERS (REPLACEABLE)**
- **SPECIAL DISCHARGE CHUTE FOR READY MIX TRUCKS**
- **AUTO LUBE SYSTEM**



HS SERIES

For producers with lower production requirements (typically 40-110 YD³ per hour), Vince Hagan offers a “starter mobile batch plant” version - the HS Series. This plant features a single or dual scale decumulative aggregate batcher, 400 BBL of cementitious storage, 12 yard in-truss cement batcher, and all of the other features of the HT Series plant.

INCREASE PRODUCTION CAPABILITY AS YOU GROW - GO FROM 110 TO 200 YD³ PER HOUR*

Increase production by as much as double with the addition of an overhead aggregate bin, optional HCA silo, and bin-feed conveyor.

KEY SPECS

- **PRODUCTION RATE: 40-110 YD³ PER HOUR***
- **NO FOUNDATIONS NEEDED**
- **AGGREGATE BATCHER CHARGED BY FRONT-END LOADER**
- **HYDRAULIC SELF ERECT SYSTEM AVAILABLE
NO CRANES NEEDED**
- **IN-TRUSS OR SILO TOP DUST COLLECTION AVAILABLE**
- **MULTI-FLIGHT CEMENT SCREW FEEDERS UP TO 12"**
- **12 YARD AGGREGATE BATCHER & 12 YARD CEMENT BATCHER**



SHT SERIES

The Super HT plant features a high production capability with robust storage up to 500 BBL. The pairing of portability and flexibility makes the SHT Series perfect for Corps of Engineer projects and moving between large-scale paving operations. Relocating the SHT Series is about 50% more cost-efficient than traditional portable gravity paving plants.

Like the HT, the SHT Series mobile plants offer unparalleled dependability. A variety of wear-plate liners and greaseless bronze bushings means less wear and tear on critical components. We build our plants with an easily accessible, open-frame design for maintenance. It uses non-proprietary parts so you can keep your plant running.

KEY SPECS

- **PRODUCTION RATE: 180-300 YD³ PER HOUR***
- **NO FOUNDATIONS NEEDED**
- **65-100 TON AGGREGATE BIN - 3 OR 4 COMPARTMENT**
- **UP TO 1300 BBL TOTAL CEMENT STORAGE AVAILABLE WITH OPTIONAL HCA SILOS**
- **MULTI-FLIGHT CEMENT SCREW FEEDERS UP TO 12"**
- **3-PLY VULCANIZED 48" CONVEYOR BELT (BELT SPEED 380 FT./MIN. UP TO 650 FT./MIN.)**
- **HEIGHT ACCOMMODATES TILT, HORIZONTAL, OR TWIN SHAFT PAVING MIXERS**
- **LOW TRAVEL HEIGHT**

SHT SERIES WITH TM-14 TILT MIXER



SHT SERIES PAIRED WITH SIDE POSITIONED HCA SILO & MOBILE CONVEYORS



MOBILE SERIES SPECIFICATIONS

STANDARD MODELS	HS SERIES	HT SERIES	SHT SERIES
CAPACITY (THEORETICAL)	40-110 YD ³ PER HOUR (TRANSIT MIX)	120-200 YD ³ PER HOUR (TRANSIT MIX)	180-300 YD ³ PER HOUR (CENTRAL MIX)
AXLES (DUAL TIRES, 10-HOLE WHEELS & AIR BRAKES)	TRIPLE	TRIPLE	FOUR
DISCHARGE HEIGHT (STEEL CLEARANCE)	14'-2"	14'-2"	14'-10"
OVERHEAD BIN, 3 OR 4 COMPARTMENTS (BOTH SIDES FOLD DOWN FOR TRAVEL)	DIRECT CHARGE TO BATCHER	65 TON/48.1 YD ³ YES	80 TON/59.2 YD ³ YES
AGGREGATE BATCHER SIZE	12 YARDS - 40,000#	12 YARDS - 40,000#	12 YARDS - 40,000#
4 POINT LOAD CELL 20K EACH	YES	YES	YES
AGGREGATE BATCHER GATES	2 DOUBLE CLAM	2 DOUBLE CLAM	2 DOUBLE CLAM
TRANSFER BELT CONVEYOR	36"/30HP 380 FPM	36"/30HP 380 FPM	48"/60 HP 650 FPM
DEEP TROUGHING IDLERS	35 DEGREES	35 DEGREES	35 DEGREES
CEMENT SILO (IN-TRUSS DESIGN)	400 BBL/1600 FT ³	400 BBL/1600 FT ³	500 BBL/2000 FT ³
CEMENT FEEDERS, MULTI-FLIGHT (REVERSIBLE & INDEPENDENTLY CONTROLLED)	TWIN 12"/25HP/240 CFM YES	TWIN 12"/25HP/240 CFM YES	TWIN 12"/25HP/240 CFM YES
CEMENT BATCHER SIZE	12 YARDS - 10,000#	12 YARDS - 10,000#	12 YARDS - 10,000#
4 POINT LOAD CELL (3K EACH)	YES	YES	YES
CEMENT BATCHER DISCHARGE	10" BUTTERFLY	10" BUTTERFLY	10" BUTTERFLY
WATER METER (PIPING TO DISCHARGE)	3" TURBO	3" TURBO	3" TURBO
AIR COMPRESSOR	15 HP	15 HP	20 HP
ELECTRICAL SERVICE (PRE-WIRED IN EMT CONDUIT)	460V/3PH/60HZ	460V/3PH/60HZ	460V/3PH/60HZ
TRAVEL DIMENSIONS: LENGTH (KING PIN TO REAR) WIDTH HEIGHT WEIGHT	61'-0" 12'-0" 14'-6" 52,000#	61'-0" 12'-0" 14'-6" 64,000#	65'-6" 12'-0" 14'-6" 87,000#



LP-MP PLANT

The Vince Hagan Company has redefined high-production paving plants. The Low Profile Mobile Paving Plant meets the rigorous demands of high-production projects, exceeds industry safety requirements, and delivers a production-friendly experience. The LP-MP also offers dual systems for redundancy to protect you from significant losses during large pours. When paired with the SmartVH™ Plant Monitoring System, an array of sensors which collects real-time data of plant mechanical performance, this plant alerts managers or service team members of potential issues. Benefit from exceptional mobility and an impressive four-hour erection time when you choose the company that invented the first mobile batch plant.

KEY SPECS

- **PRODUCTION RATE OF 180-350 YD³ PER HOUR***
- **PAIRS WITH TM-14 SMART MOBILE TILT MIXER**
- **35 LOADS/HOUR BASED ON 60 SEC. MIX TIME - UNIFORMITY TEST PROVE MIX TIMES AS LOW AS 30 SEC. FOR ADDITIONAL PRODUCTION CAPACITY**
- **REDUNDANT MECHANICAL SYSTEMS**
- **REAL TIME MONITORING OF PLANT OPERATIONAL PERFORMANCE AND POSSIBLE MAINTENANCE ISSUES**
- **ROTATABLE AGGREGATE BIN**
- **UNITIZED SECTIONS MAKE FOR EASY TRANSPORT**
- **ERECTS IN AS LITTLE AS 4 HOURS**



HEIGHT: 14' 5.25" • LENGTH: 47' 1" • WEIGHT: 72,000 LBS



HEIGHT: 14' 5" • LENGTH: 60' 5.75" • WEIGHT: 70,000 LBS



HEIGHT: 13' 4" • LENGTH: 68' 3" • WEIGHT: 66,000 LBS

MOBILE WET BATCH PRODUCTION

HORIZONTAL SHAFT/RCC MIXERS

No other plant and mixer combination gives you a quicker setup and dismantle time, the ability to have the fewest loads of freight, or the consistent quality produced with the compulsory mixing action of this mixer.

TWIN SHAFT MIXERS

Our line of mobile plants pair with a variety of twin shaft mixer sizes.

TILT MIXERS

Our mobile tilt mixers are designed for a true 12-yard batch without spillage. We build mixers to last, with heavy-duty components, the largest bull ring gear in the industry, and an open design to ensure access to all moving parts for ease of maintenance.

HT SERIES PAIRED WITH HORIZONTAL SHAFT MIXER



SHT SERIES PAIRED WITH HCA SILO & TWIN SHAFT MIXER







MIXERS

The Vince Hagan Concrete Mixers are designed with the end user in mind. They feature unparalleled performance for both stationary and mobile environments, along with a heavy-duty design that ensures longevity for years to come.

Ideal for those that require a quick setup and high-production capabilities, these mixers offer easy access to all moving parts and low maintenance requirements. Our mixers increase the quality of concrete, reduce wear on truck mixers, and increase overall plant production. Our portable mixers are designed to complement Vince Hagan mobile batch plants.

RETURN ON INVESTMENT

Vince Hagan mixers are legendary for value because of their proven dependability, high production capabilities, and longevity. When it comes to making this significant investment, you can rest assured that the center of your production relies on equipment built to last decades. Go factory direct, and cut out the middleman. We help you maximize your profits instead of paying for corporate overhead and shareholder dividends.

- **TILT MIXER**
- **HORIZONTAL SHAFT/RCC MIXER**

**DESIGNED TO MEET OR EXCEED
INDUSTRY STANDARDS**



TILT MIXERS

The Vince Hagan TM-14 Smart Tilt Mixer leads the industry in durability, longevity, and technology. The 14 yard drum allows for a true 12 yard load, maximizing profitability. An industry first PLC-based control system enables remote access, and offers sensors that monitor the mixer for potential production interruption.

We design our mixer components to meet the needs of your ready mix and paving projects with the most consistent mixes and lower maintenance costs. Onboard stabilization components manage the tilt and returns for cleaner truck loading. Same-size pinion and gears along with a continuous forged bull-ring gear ensure the longevity and reduce the risk of drum warping.

TM-14 MIXER ADVANTAGE

- **14 YD³ CAPACITY FOR TRUE 12 YD³ MIX OF HIGH SLUMP CONCRETE WITHOUT SPILLAGE**
- **PLC-BASED CONTROLS IDENTIFY FAULTS VIA FLASH CODE**
- **REMOTE ACCESS FOR TROUBLESHOOTING**
- **ONBOARD STABILIZATION COMPONENTS FOR BETTER CONTROL**
- **2 AUTOMATIC, INDEPENDENT LUBE SYSTEMS**
- **INDIVIDUAL HOSES RUNNING FROM HPU TO CYLINDERS**
- **PROXIMITY SWITCHES TO ELIMINATE MOVING PARTS & ENSURE BETTER ACCURACY**
- **FORGED RING GEAR LOWERS RISK OF DRUM WARPING**

LPM SERIES WITH STATIONARY TM-14 TILT MIXER



LPM SERIES WITH MOBILE TM-14 TILT MIXER



NEW SMART FEATURES

- PLC SYSTEM AUTOMATES MIXER OPERATION WHILE ENABLING MONITORING AND REMOTE DIAGNOSTIC ACCESS.
- SYSTEM MONITORS MIXER CONDITIONS, ALERTS FAULTS, AND NOTIFIES OPERATOR ABOUT MAINTENANCE NEEDS.
- ENABLES OPERATOR TO DETERMINE IF EXCESS BUILDUP IS IN THE DRUM. ALERTS OPERATOR ON EXCESSIVE CURRENT DRAW INDICATING MIXER BUILDUP AND REQUIRES MAINTENANCE.
- AUTOMATED PLC BULL RING SPRAY LUBRICATION SYSTEM EXTENDS MIXER COMPONENTS LIFE AND REDUCES MAINTENANCE COSTS.
- PLC MONITORS BEARING AND BUSHING GREASE SYSTEM FOR PROPER MIXER LUBRICATION.
- PLC SOFT STARTERS REDUCE MIXER DRIVE WEAR AND INCREASES ENERGY EFFICIENCY.
- PLC CONTROLLED MIXER WITH VARIABLE SPEED DRIVE ADJUSTS DRUM ROTATION SPEED DURING INACTIVITY, CHARGING, AND MIXING. OPTIONAL SYSTEM UPGRADES INCLUDE: VFD CONTROLLER, SOLID STATE OVERLOADS, AND PLC PANEL FOR AUTOMATED SPEED CONTROL (2-12 RPM).
- WITH INDUSTRY FIRST POSITION SENSORS, THIS ALLOWS THE PLC SYSTEM CONTROLS AND MONITORS THE TILT FOR REPEATABLE AND SMOOTH OPERATION WITHIN DEFINED PARAMETERS.



HEAVY-DUTY DRUM ROLLERS & FORGED RING GEAR



WRAP-AROUND POLY-LINED AR-400 STEEL BLADES & TWIN 75 HP MOTORS



PLC FAULT SYSTEM LIGHTS



MOBILE TM-14 TILT MIXER

**MOBILE
DIMENSIONS**

SHT SERIES WITH MOBILE TM-14 TILT MIXER



OPERATING:

Length 46' 11-1/2"

Width 12' 0"

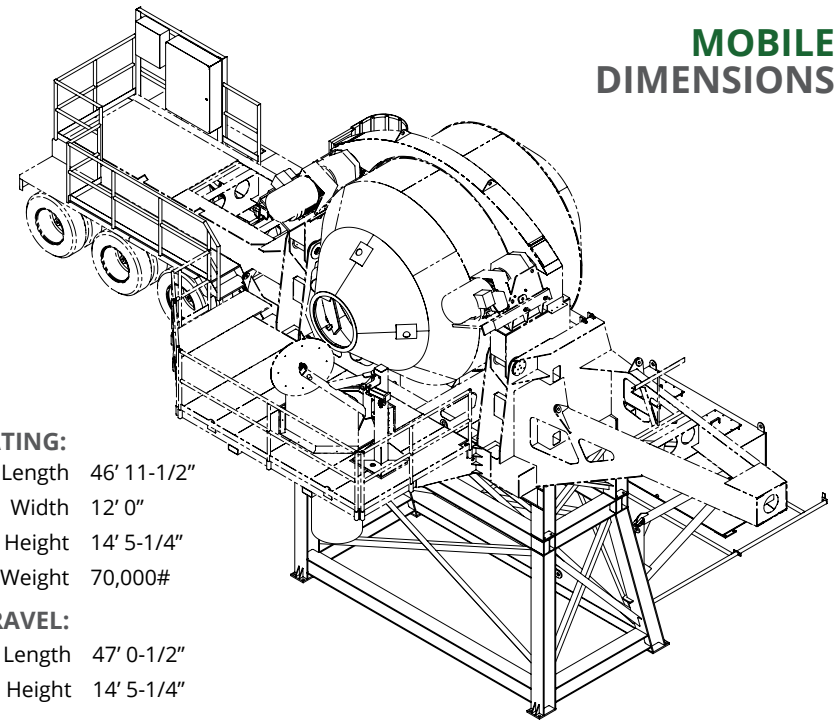
Height 14' 5-1/4"

Weight 70,000#

TRAVEL:

Load Length 47' 0-1/2"

Load Height 14' 5-1/4"



HT SERIES WITH MOBILE TM-14 TILT MIXER



SHT SERIES WITH MOBILE TM-14 TILT MIXER



HORIZONTAL SHAFT/RCC MIXERS

Vince Hagan fused mixer mobility and product consistency when we designed our patented Horizontal Shaft Spiral Blade Mixer. Fully trailerized, it moves easily and inexpensively. Plus, you can often forego the need for concrete slabs. This gives our mixer a minimum four or five day production jump on the relocation of a tilt mixer plant. On a fast-moving paving job, our mixer's agility improves your bottom line!

Due to its quick cycle time, the Hagan Mixer produces up to 400 YD³ per hour with a 30-second mix time. A 20-second mix time has been approved for both 1"-3" slump pacing and 4"-6" slump general use concrete.

HM-10 MIXER ADVANTAGE

- HYDRAULIC SELF ERECT AVAILABLE
- LONG LASTING CAST NI-HARD STEEL BLADES
- 400 BRINELL HARDNESS AR STEEL LINERS (REPLACEABLE)
- TUNGSTEN HARDENED SHAFT ENDS
- SPECIAL DISCHARGE CHUTE FOR READY MIX TRUCKS, 40HP HYDRAULIC SYSTEM WET BELT CONVEYOR, AND RCC UPGRADE AVAILABLE
- ACCEPTED BY ARMY CORPS OF ENGINEERS & ALL MILITARY BRANCHES
- 10, 8, & 4.5 YD³ DRUM SIZES AVAILABLE
- 21 SECOND DISCHARGE CYCLE

HM-10 MIXER IN TRAVEL POSITION



HM-10 MIXER WITH HT SERIES & HCA SILO



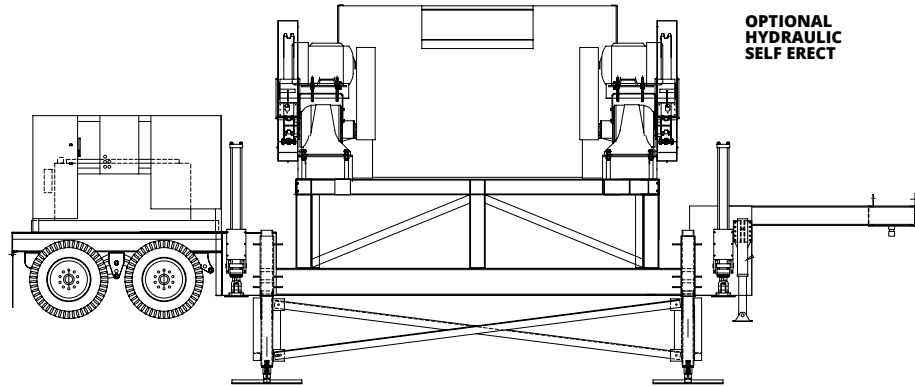
HM-10 DIMENSIONS

OPERATING:

Length 39' 1"
Width 10' 5"
Height 14'
Weight 70,500#

TRAVEL:

Load Length 37' 8-3/4"
Load Height 14'



KEY SPECS

- 45 SEC. MIX TIME @ 1"-3" SLUMP (PAVING USE)
- 30 SEC. MIX TIME @ 4"-6" SLUMP (GENERAL USE)
- TWIN 125 HP DRIVES
- SIGNIFICANT REDUCTION IN FOUNDATION REQUIREMENTS
- AUTO LUBE SYSTEM

AUTOMATIC GREASE SYSTEM



SELF ERECT AVAILABLE



TWIN 125 HP MOTORS & OIL BATH





ENTRY LEVEL PLANT LINE

We designed the Alpha Series for producers with entry-level production requirements who want the same quality, dependability, and support as our larger batch plants. The Alpha Series Plants uniquely offer the ability to increase your production by adding reasonable upgrades that almost double your production rate. The Alpha Series grows with you!



HT-ALPHA SERIES

60 YD³/HR PRODUCTION RATE*

- 120 YD³/HR (WITH OPTIONAL AGGREGATE BIN)
- 24" OR 30" BELT CONVEYOR
- 12 YD DECUMULATIVE AGGREGATE BATCHER
- 12 YD CEMENT BATCHER
- 15 HP AIR COMPRESSOR
- 250 BBL OR 300 BBL IN-TRUSS SILO
- 10" SCREWFEEDER (SINGLE OR TWIN)
- 5 HP AERATION BLOWER
- SILO-TOP DUST COLLECTOR
- CEMENT BATCHER VENT





BATCHING EQUIPMENT

Vince Hagan produces the full line of batching equipment with customizable options to meet your production needs. Choose our robust storage silos for up to 1200 BBL for larger production projects, or opt for our mobile auxiliary silo, which can add up to an additional 500 BBL of storage to your mobile plants production. PLC-based jet-pulse dust collector technology ensures your material flows efficiently, your plant stays cleaner, and you meet local and federal permitting requirements. Because we manufacture all equipment we sell, you can rest assured that it will match up to your plant, and offer the same dependability and longevity that sets Vince Hagan apart from others in the industry.

Installation of your equipment is just as critical as the purchase. With a 60 year, proven track record, Vince Hagan is the most trusted installation and ongoing service provider in the industry. All installations include comprehensive operational and maintenance training to assure your equipment is running safely and efficiently.

RETURN ON INVESTMENT

Vince Hagan equipment is legendary for value because of proven dependability, high production, and longevity. When it comes to making this significant investment, you can rest assured that the center of your production relies on equipment built to last decades. Go factory direct, and cut out the middleman. We help you maximize your profits instead of paying for corporate overhead and shareholder dividends.

CUSTOMIZABLE OPTIONS

- GREASELESS BRONZE BUSHINGS
- PLC-CONTROLLED DUST COLLECTION WITH ALERTS
- HARD OX WEAR PLATES
- SMART PLANT TECH PACKAGE
- RUST-INHIBITING COATINGS FOR COASTAL AREAS
- NEMA-4 ENCLOSED AIR CONTROLS
- TIVAR® POLY LINERS
- REMOVABLE RISERS
- PROXIMITY SWITCHES
- SAYLOR-BEALL AIR COMPRESSORS
- ENCLOSED AIR BANKS
- CUSTOMIZABLE ELECTRICAL LAYOUTS
- UHD BEARINGS TYPE-E BEARINGS
- BOLT-IN BIN LINERS
- PRECISION WATER WEIGHING
- CUSTOM PAINT SCHEMES
- MOUNTED JOBSITE LIGHTS
- RATED FOR SEISMIC OR HIGH WIND
- TURNKEY INSTALL & TRAINING

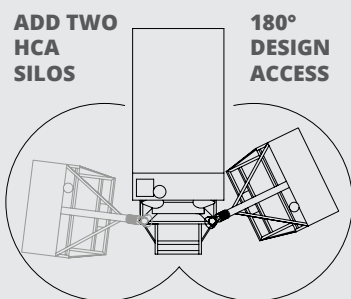
- SILOS
- DUST COLLECTION
- CONVEYORS
- RECLAIMERS
- SLUMP CHECK

STORAGE SILOS

Vince Hagan provides a broad selection of cementitious storage. We customize our heavy-duty silos for each plant, and offer a range of 11' 7" diameter round silos to meet the demands of your plant, ranging from 200-1200 BBL. We offer 500-1200 BBL split silos with pressure tested dual walls (setting the original CPMB standard). We can design lower support structures to fit into even the most compact sites. We offer vertical pig silos to increase storage capacity.

MOBILE SILOS

Our HCA mobile auxiliary silo, another industry first, pairs perfectly with our line of mobile plants, increasing your storage capacity up to an additional 500 BBL. This silo travels in a single load and has the screw feeder mounted into the truss assembly. A self erect package means you can skip the cranes when moving between sites.



DUAL INLET ACCESS

The HCA Auxiliary silo can be positioned at various degrees and on either side of the plant silo.



KEY SPECS

- 200-1200 BBL CAPACITY
- CUSTOMIZABLE FILL PIPE LOCATION & COUNT
- OUTSIDE LADDERS WITH SAFETY CAGES
- EMERGENCY SLIDE GATE
- ROOF MOUNTED PRESSURE RELIEF VALVE
- RODDING PORT ABOVE DISCHARGE GATE
- PIPED AERATION SYSTEM FROM DRY AERATION BLOWER WITH REMOVABLE AERATION PADS & CONTROL VALVE
- DUAL INLETS ON HAGAN MOBILE PLANT ALLOW FOR TWO HCA SILOS - INCREASING STORAGE BY 1000 BBL

OVERHEAD SILOS



CONVEYORS

Vince Hagan offers a heavy-duty line of material handling conveyors known for durability. Tailor the conveyors to match your plant's maximum production capacity. We build each conveyor with a heavy-duty 36" deep truss frame that accommodates a 24"-36" wide belt.

Our stationary conveyors offer various bin charging options, including flop chutes and turn heads. For conveyors over 100', gravity take-up assembly is included.

Radial stacking conveyors offer flexibility in production capacity and site layout. Utilize a single conveyor to charge multiple bin compartments, or combine conveyors to charge multiple materials at once. Mobile options are available for mobile plant setups.

KEY SPECS

- **24"-36" CONVEYORS ARE DESIGNED TO RUN AT 300 FPM**
- **48" WET BELT CONVEYORS DESIGNED TO RUN AT 600 FPM**
- **3-PLY POLYESTER CORD BELTING**
- **LOADER HOPPERS ARE AVAILABLE IN 10' X 6', 10' X 10', OR 12' X 12'**
- **BELT DRIVE COMPONENTS CONSIST OF A HEAD END MOUNTED TEFC ELECTRIC MOTORS**
- **GRIP STRUT WALKWAY WITH TOE BOARDS & EMERGENCY PULL-CORD SAFETY SWITCH**
- **PRE-WIRED IN ACCORDANCE TO (NEC) NATIONAL ELECTRICAL CODE**
- **MOTOR STARTER NEMA PANEL IS UL CERTIFIED**
- **AIR ROTARY, AIR IMPACT, AND ELECTRIC VIBRATORS OFFERED FOR LOADER HOPPERS**

MOBILE RADIAL STACKING CONVEYOR



STATIONARY CONVEYOR WITH TURN HEAD



DUST COLLECTION

Vince Hagan, a leading batch plant dust collector manufacturer, utilizes a new, PLC-based jet-pulse technology to keep material flowing more efficiently, and your plant operations cleaner.

The industry first PLC-based system automates operations, eliminating human error and simplifying plant processes through programmable jet-pulse cleaning cycles, filter maintenance notifications, self-diagnostics, and a three-light status indicator. This smart system enhances efficiency, facilitates easy troubleshooting, and allows for remote updates and data logging. We offer a range of options to meet your local environmental requirements.

KEY SPECS

- 99.9% AT 1 MICRON EFFICIENCY
- PLC-BASED CONTROL SYSTEMS
- JET-PULSE FILTER CLEANING TECHNOLOGY
- CONVENIENTLY LOCATED ACCESS DOORS
- SNAP-IN FILTER BAGS - FREE STANDING & IN-TRUSS
- FILTER CARTRIDGES - SILO-TOP
- AUTOMATIC CLEANING PRESSURE SWITCH - SILO-TOP
- SILO-TOP BUILT USING HEAVY-DUTY STEEL
- AUTOMATIC RECYCLE SYSTEM WITH ROTARY VANE FEEDER

DESIGNED TO MEET OR EXCEED
INDUSTRY STANDARDS



IN-TRUSS DUST COLLECTOR

RANGE FROM 1083 - 1203 FT² CLOTH AREA & 6500 - 7200 ACFM



FREE STANDING DUST COLLECTOR

RANGE FROM 700 - 1423 FT² CLOTH AREA & 4900 - 8500 ACFM



JET PULSE SILO-TOP DUST COLLECTOR

245 FT² CLOTH AREA & 600 ACFM





RECLAIMERS

Pouring returned concrete into a washout site is pouring money on the ground. The Vince Hagan SAC reclaimer unit reclaims the lost concrete material profit by allowing you to return that unused material to your aggregate stockpile while reducing the washout in your yard. Designed for low, easy maintenance, the Reclaimer has just two moving parts, which are the screw washers. We ship the unit fully assembled. It requires only electrical and water hook-ups.

SAC RECLAIMER



SLUMP CHECK STAND

Vince Hagan offers the heaviest-duty mixer truck work platform. Available in single or dual lane, we designed the stand with function and safety in mind, including a 36" wide stairway and grated platforms. This galvanized steel stand makes it easy to check slump, add water, insert additives, and wash the chute and truck.

DUAL LANE SLUMP CHECK STAND



FIRST IN INDUSTRY INNOVATIONS

NOW ANYBODY CAN MAINTAIN A BATCH PLANT

SMARTVH™ PLANT MONITORING SYSTEM

The new SmartVH™ Plant Monitoring System utilizes Bluetooth and an array of sensors placed on major mechanical components to monitor, log data, and issue alerts in real-time via a mobile app (on Android & Apple devices). These sensors alert your plant manager when maintenance or repairs are required based on operating trends. This mitigates plant downtime, and reduces maintenance costs. In-app reminders simplify the supervision of scheduled maintenance tasks for plant managers.

Smarter Plant. Better Profit.



SCREEN IMAGES SIMULATED

PLC CONTROL SYSTEMS

Vince Hagan is leading the industry with technological innovations like the PLC-based (Programming Logic Controller) control systems on our equipment. This software automates the key operations of your equipment according to the manufacturer-suggested specifications, and takes the guesswork out of concrete production. Customize the programming to your specific production requirements. Once installed in a new plant you can upgrade the system without any additional hardware.

A series of flashes from an onboard light system indicates a fault code to simplify troubleshooting or production inefficiencies. Our service experts can remotely access your equipment for further diagnostics and support.

KEY SPECS

- **CONSISTENT PROPER OPERATION OF EQUIPMENT**
- **EASIER TROUBLESHOOTING**
- **REMOTE DIAGNOSTICS**
- **ABLE TO DO FUTURE UPGRADES TO SOFTWARE WITHOUT NEW HARDWARE**
- **CUSTOMIZABLE PROGRAMMING PER PRODUCTION NEEDS**
- **EQUIPMENT MONITORING**
- **VISUAL CODES FOR FAULTS**
- **EMAIL ALERT CAPABILITIES**





INCREASE PROFIT WITH BETTER DISCHARGE TIMES & LINER LIFE

Vince Hagan has once again brought a new innovation to the industry with Turbo-Flo Armor™. This revolutionary polymer batcher liner promotes reliable and rapid aggregate flow due to industry lowest coefficient of friction. Freely moving materials virtually eliminates the need to use a vibrator, reducing your community noise impact. The high wear material does not absorb moisture, does not degrade from UV exposure or freezing temperatures, and is designed to fit the batcher exactly reducing plugging and arching. All of these factors combine to make Turbo-Flo Armor™ a game-changing material bringing you rapid return on investment.

HIGH FLO

IMPROVED DISCHARGE TIMES FROM TRADITIONAL LINER MATERIALS

DURABLE

LESS WEAR EVEN WITH THE MOST ABRASIVE MATERIALS

QUIET

VIRTUALLY ELIMINATES VIBRATOR USE TO REDUCE COMMUNITY NOISE IMPACT


DROP-IN REPLACEMENT

EASILY REPLACE INDIVIDUAL LINERS WHEN NEEDED

FULL COVERAGE OF THE TURBO-FLO ARMOR™ LINERS



EASILY REPLACE INDIVIDUAL TURBO-FLO ARMOR™ LINERS



RAPID ROI

IMPROVED CYCLE TIMES
MAXIMIZES DAILY PRODUCTION

"These liners help unload so much quicker. I can get a truck out almost two minutes faster now which is huge, especially in a high volume game."

David - Thomson Concrete

SCAN TO
**WATCH
IN ACTION**





HAGAN 360 INSTALLATION

Installation of your equipment is just as critical as the purchase. With a 65 year, proven track record, Vince Hagan is the most trusted installation and ongoing service provider in the industry. Our turnkey Hagan 360 Installation Package takes care of you from start to finish.

- **DOUBLE YOUR NEW EQUIPMENT WARRANTY WITH A FULL INSTALL PURCHASE.**

- We assign a Vince Hagan Project Manager to your install, meaning you have a dedicated partner to help you complete the action items required to prepare your site for equipment installation and training. Rely on our expertise to set one convenient date for plant erection and batch system automation.
- Your Vince Hagan Project Manager will also improve the install process by coordinating with our trucking/shipping department to make sure all loads arrive onsite fully-insured and in the correct order.
- A Vince Hagan Service Manager and Service Team will erect and connect all Vince Hagan Equipment onsite. A customer sign-off sheet ensures we install each piece of purchased equipment to your satisfaction, and documents the comprehensive operational and maintenance training.
- Post install, the Vince Hagan Service Manager, together with the batch system provider, will optimize your plant production and test batch.
- The Vince Hagan Service Manager then takes drone footage, so you have aerial video and still images of your new plant.
- Registration and Activation of all Vince Hagan Smart Plant Sensors (if purchased).
- The Vince Hagan Service Team is bonded to protect you while on your site.
- Receive a discount off all purchased parts for a time.
- Benefits listed for Vince Hagan Platinum Support package.



EQUIPMENT SUPPORT COMMITMENT

- *24-hour emergency hotline.
- *24-hour access to our exclusive request portal (www.VinceHagan.com/HELP).
- Troubleshooting requests answered in less than 24 hours from the queue.
- Warranty requests answered in less than 24 hours from the queue.
- Engineering requests answered in less than 24 hours from the queue.
- Next Day shipping available on most parts.
- Access to Maintenance App on the SmartVH™ Plant Monitoring system. This App helps ensure your maintenance personnel receive an alert for all daily/weekly/monthly preventive maintenance tasks and more.
- On-site installation, registration, & activation of SmartVH™ Plant Monitoring System (if purchased).
- Your choice of a complimentary Android or Apple tablet downloaded with the SmartVH™ App (if purchased).
- Savings on new plant Spare Parts Package and first on-site service call.
- Complimentary 3-Day NRMCA Batch Plant Managers Certification Course registration for any of your team members with each new plant purchase (\$1200 value).



INNOVATION SINCE 1956

MADE IN THE U.S.A.
PROUDLY SUPPORTING OUR
TROOPS & FIRST RESPONDERS



[www.VINCEHAGAN.com](http://www.vincehagan.com) • (214) 550-8002 • 330 CLAY ROAD BUILDING 530, SUNNYVALE, TEXAS 75182